61 D (3a) section 2,

continuity of CI (connecting image) 61 C (winter 2007-08)

“TRANSITION of LIGHT”

Pre requisite: 61 D (1, 2), nature and unified music.

With the discovery of elements that reflect the Golden mean, the level of visual communication becomes very high because the viewpoints are part of the physical exercise...

The diagrams (views from above) of sections 1,2,3 and the section 2 are approximate. They are meant to compare the two versions (2007-08 & 2010).

For more information, please view CI (connecting image) 61 D (3b), 61 C (11 PDFs), TRANSITION, etc.

© Giguère

For a screen of 1000 pixels or more in width.

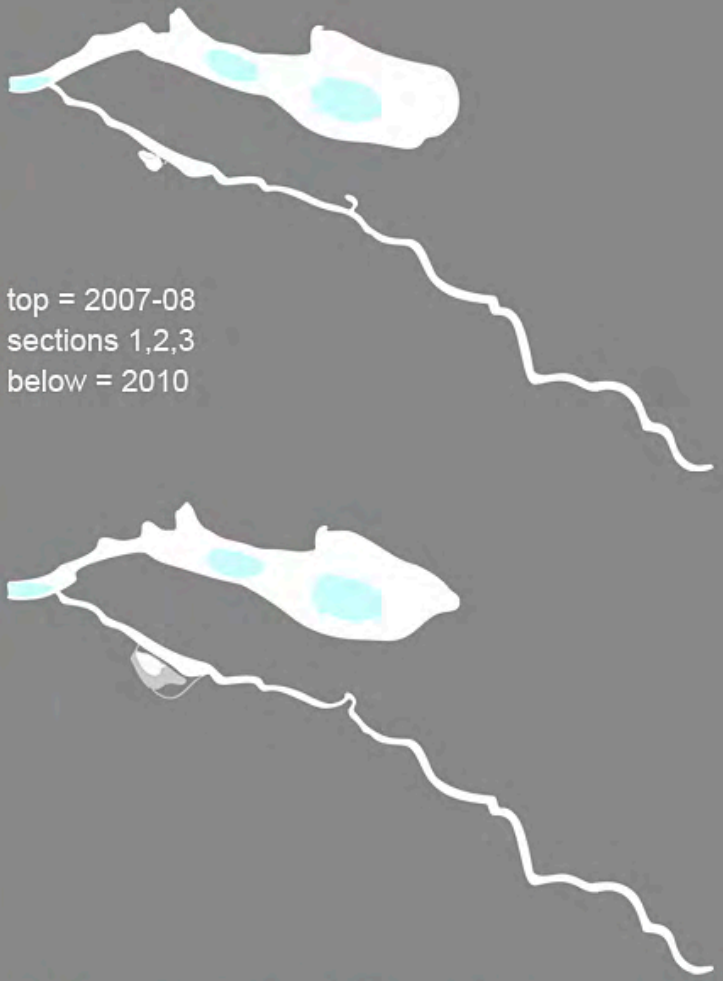

top = 2007-08
sections 1,2,3
below = 2010

for this image, please refer to 61 D (1)



The organization of three of the main viewpoints of the whole area was not planned. They show the dimensions of a horizontal Gold triangle (see two close ups to the right). The diagram is approximate, the thick line yellow/green = the Golden triangle and the thinnest line = the measurements.

The angle of vision from the oval (a Golden ellipse) is similar to the south one.

Bottom image = 2007-08
the others = 2010

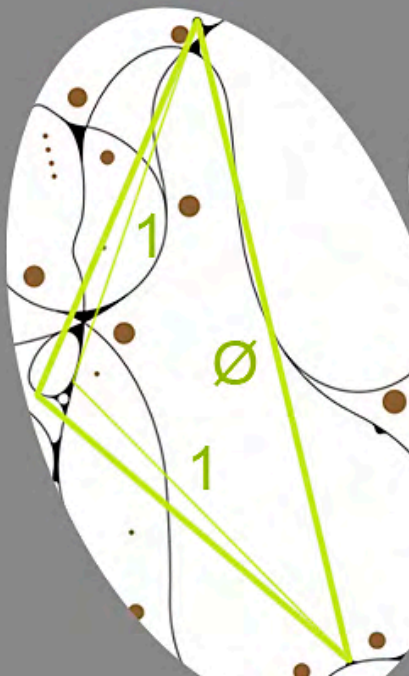

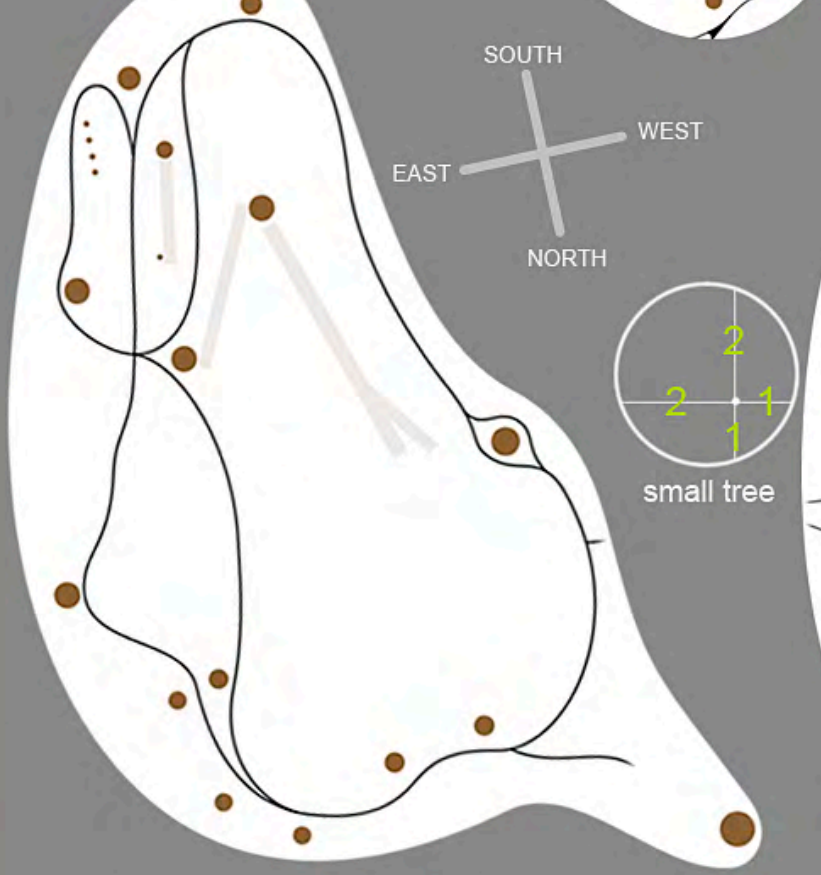

Brown circles = Douglas trees
Black (lines and viewpoints) = choice of trails depending

The oval was conceived according to a Golden ellipse.

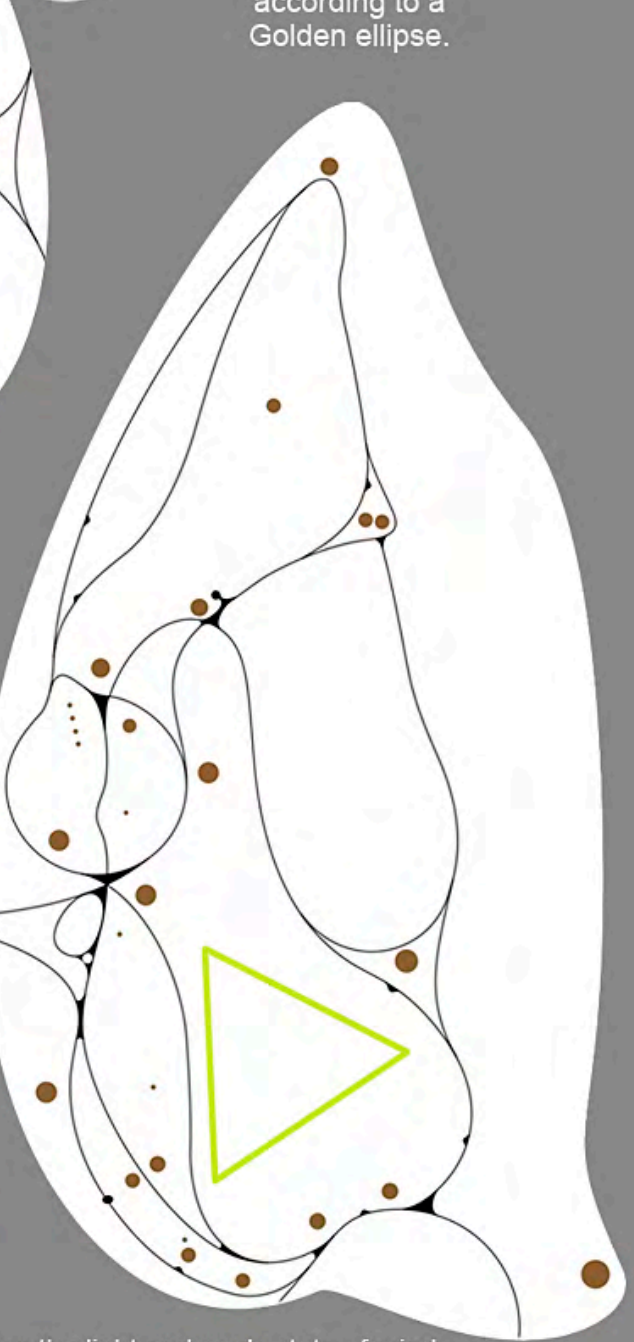

on the light and one's state of mind.





Ideally, the circumferences of the small circle, the oval, and the large circle should be conceived according to the example which follows (each number is divided by Ø): **327 - 124** - 77 - 47.5 - 29 - **19**. For more information, PLEASE refer to Transition 2.

Arrow = the place where the photograph was taken.









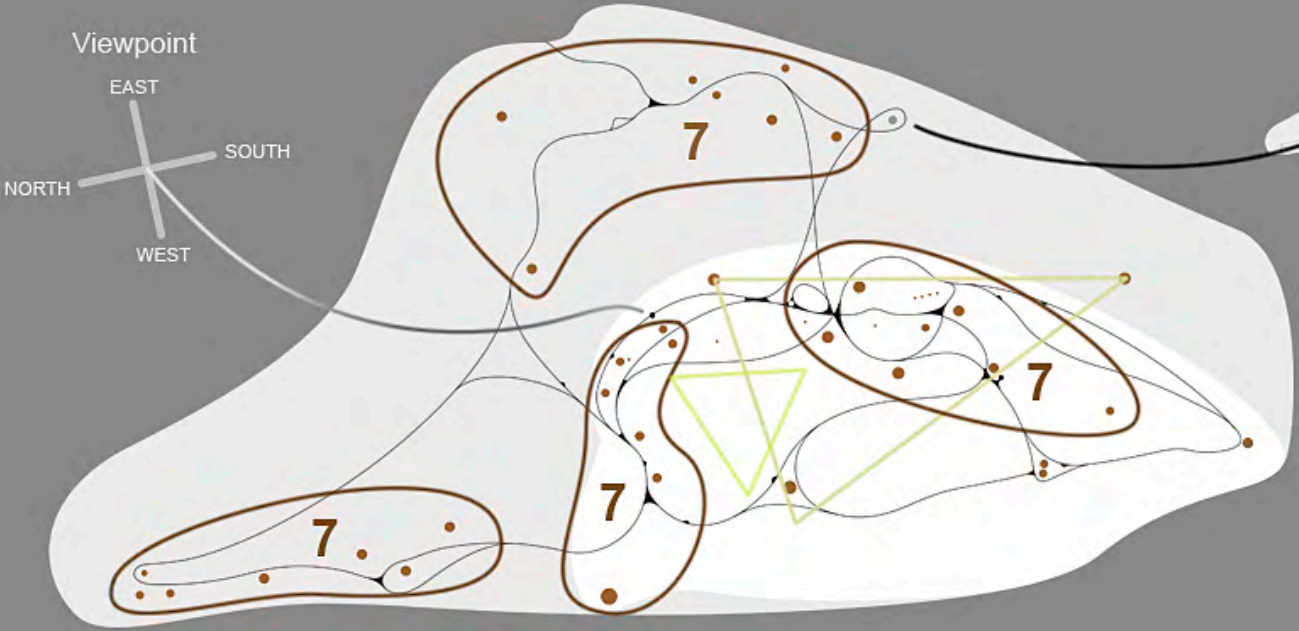





Above: This personal analysis of the whole area is open to further research by others: 7 Douglas in the EAST, 7 in the WEST, 7 in the SOUTH, 7 In the NORTH, 3 which approaches the dimensions of a vertical Golden triangle (explanations to the right), 2 to 1 in the west/southern area (below), and a cottonwood that serves as a connection with sections 1 and 3 (above), etc.
Below: The 3, 2, 1 and the 2 to 1.





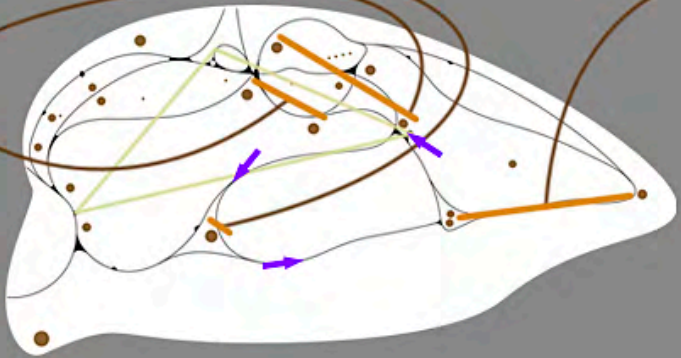



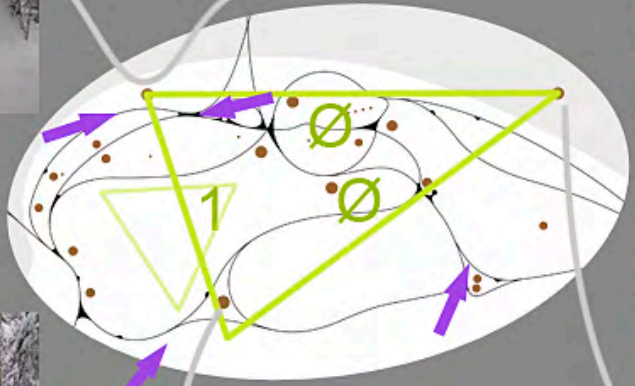







The small tree (curve) of the image on the right is attached to the large one with a small fishing thread, to help it to survive. At this area the light source is high to compare to the other parts. With regard to the curve and the almost straight line, please view Transition 2.



View of two portals
The distance of the small tree to the trail is similar to
the large trees because LIFE = LIFE or SMALL = LAR

GE.

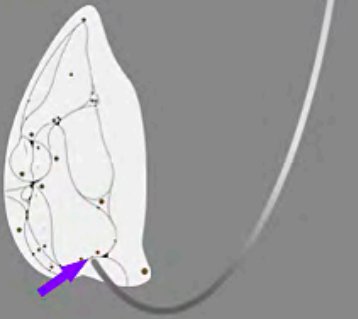

The four following images ar
that are closely related to



e the three viewpoints
a Golden triangle.

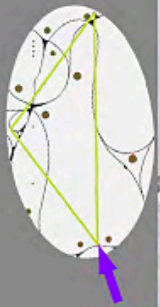

Approximate: A little in front of the viewpoint, there is the equivalent of an equilateral triangle that points directly towards the small tree.

small tree



Above and center = BEFORE; it includes a tree destroyed by the beetles, photos autumn 2007 and winter 2008.
Bottom = AFTER; by removing the dead tree (summer 2008), we obtain an angle of vision that is similar to the south one, photo winter 2009.

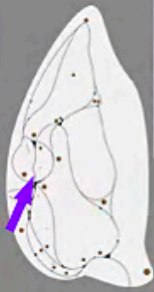



key portal