CONNECTING IMAGE 61 D (10b)

“TRANSITION of LIGHT”

Pre requisite: 61 D (1-9, 10a), nature and unified music.

Examples and suggestions aiming at the creation of hiking trails that support the theories already mentioned in 10a.

The images that are part of this presentation are considered incomplete.

For more information, please view ENC 61 C (6 examples), connecting image 62, the link between 61-62, the sculptural arrangements 77-78 and TRANSITION.

© Giguère

For a screen of 1000 pixels or more in width.





Image on top: White line = linear drawing or the hiking trail, a curve leading to a continuous curve = circle.
Image at the bottom: Part of the top of the mountain is used for the linear drawing (trail) in the meadows.

Part of the right mountain is used for the linear drawing in the

meadows.

The outline of a meadow on the other mountain is used for the linear drawing i

n the foreground.

Etc.

Image on top: Etc
The right bottom image is the continuity of left bottom one.





The linear drawing is designed according to the EXCEPTIONAL VISUAL TRANSITION of the grow



ving vegetation on the cliff.



For the 5 following images: Conceive a linear drawing of your choice.