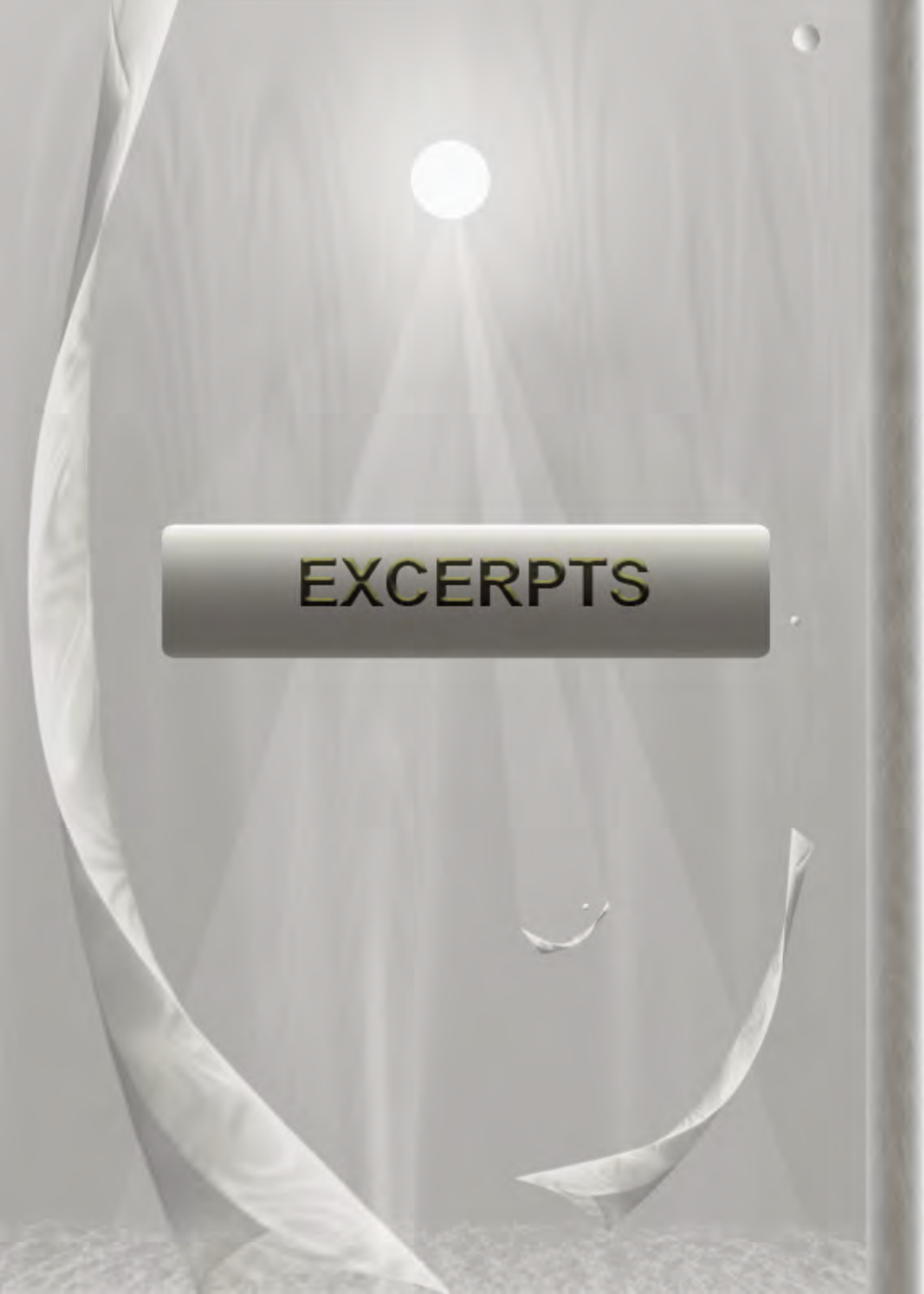

2 from connecting image 12-17 C

Minimal explanations.

For more information, please view the other excerpts, the connecting image and SOLO nouvelle organization.

© Giguère

This image reflects unified sensory information that aims at freeing the thought process so that it can pursue solutions to problems.

Image for a screen of 1200 pixels in width.

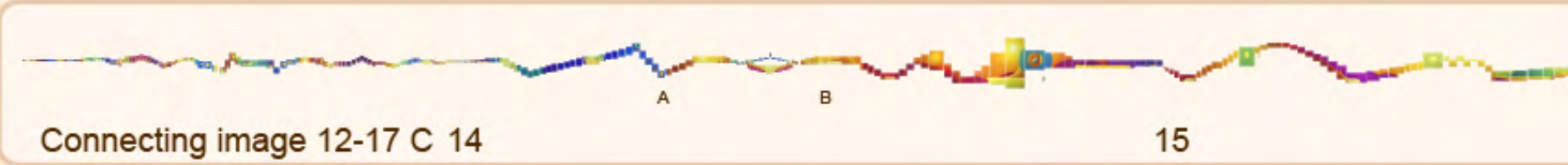

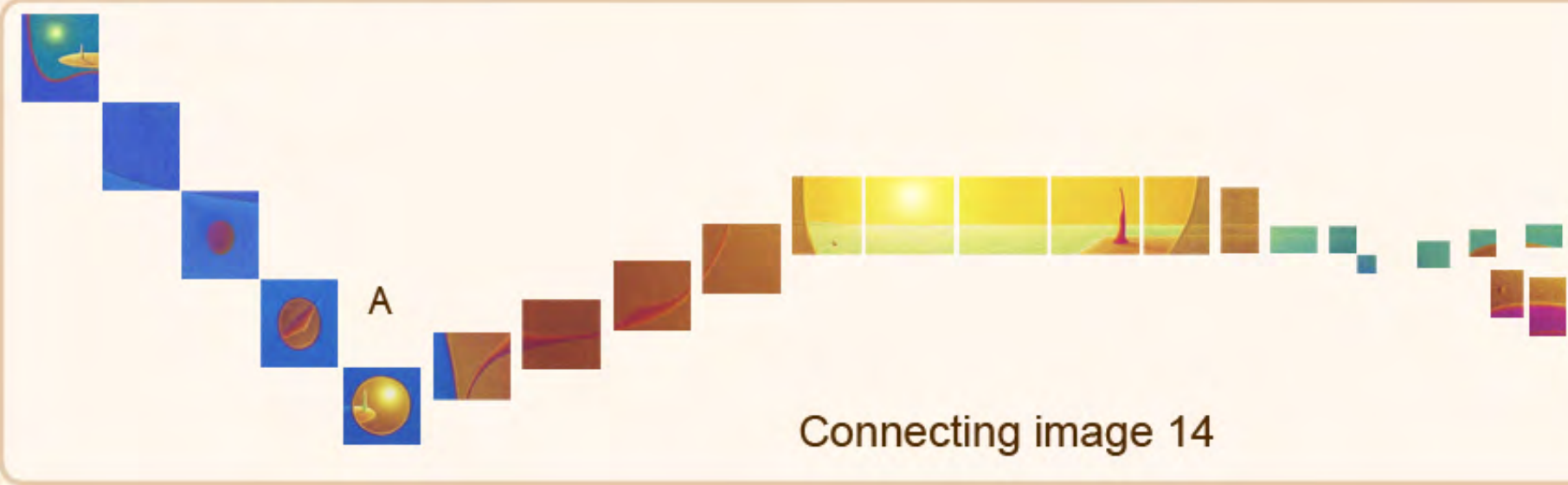

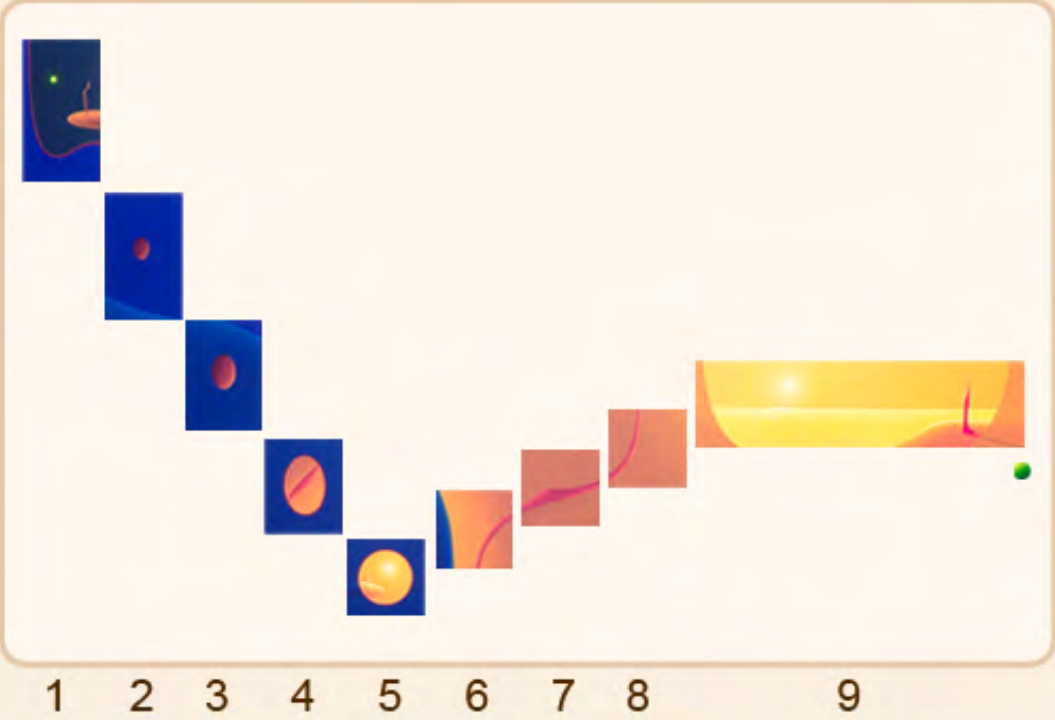

A

Acrylic 131, 91 x 142 cm, 1988. Shortly after having finished this image and while listening to the music “Vltava (The Moldau)” by Smetana, the first 85 seconds brought this image back:

1-5 Descending = 0-43 sec
5 Medium light = 44-54 sec
5-9 Ascending = 55-61 sec
9 Free thinking = 62-85 sec



B

"La précision de la pensée", oil 119 (91.5 x 122 cm). The vertical form on the left symbolizes the thought process standing like a pencil standing on its lead. The small green form (Aquarius symbol) is the complement of the other elements. This means that the thought process is sensitive to every surrounding detail, no matter how minute it is.

The following is an explanation of the unified sensory informati

Passage from a vertical rectangle (image 1) to a horizont
9). The light in image 1 (small) prepares the light in the
which prepares the one in image 9 (larger). The ova
prepares the oval form in 3 which prepares the oval c
becomes a circular opening in 5 (the previous use of the
the passage of the oval to the circular opening). The
prepares the curve in 6-7-8 already prepared by the blu
2-6. The sphere 9a prepares 9b which prepares 10. The
the rise in 5-9 prepare the open space in image 9 where ti
half ellipse in 1 (right) is completed in 5 (left). The vertical
appears to be unaffected by time. 10 (green) complemen

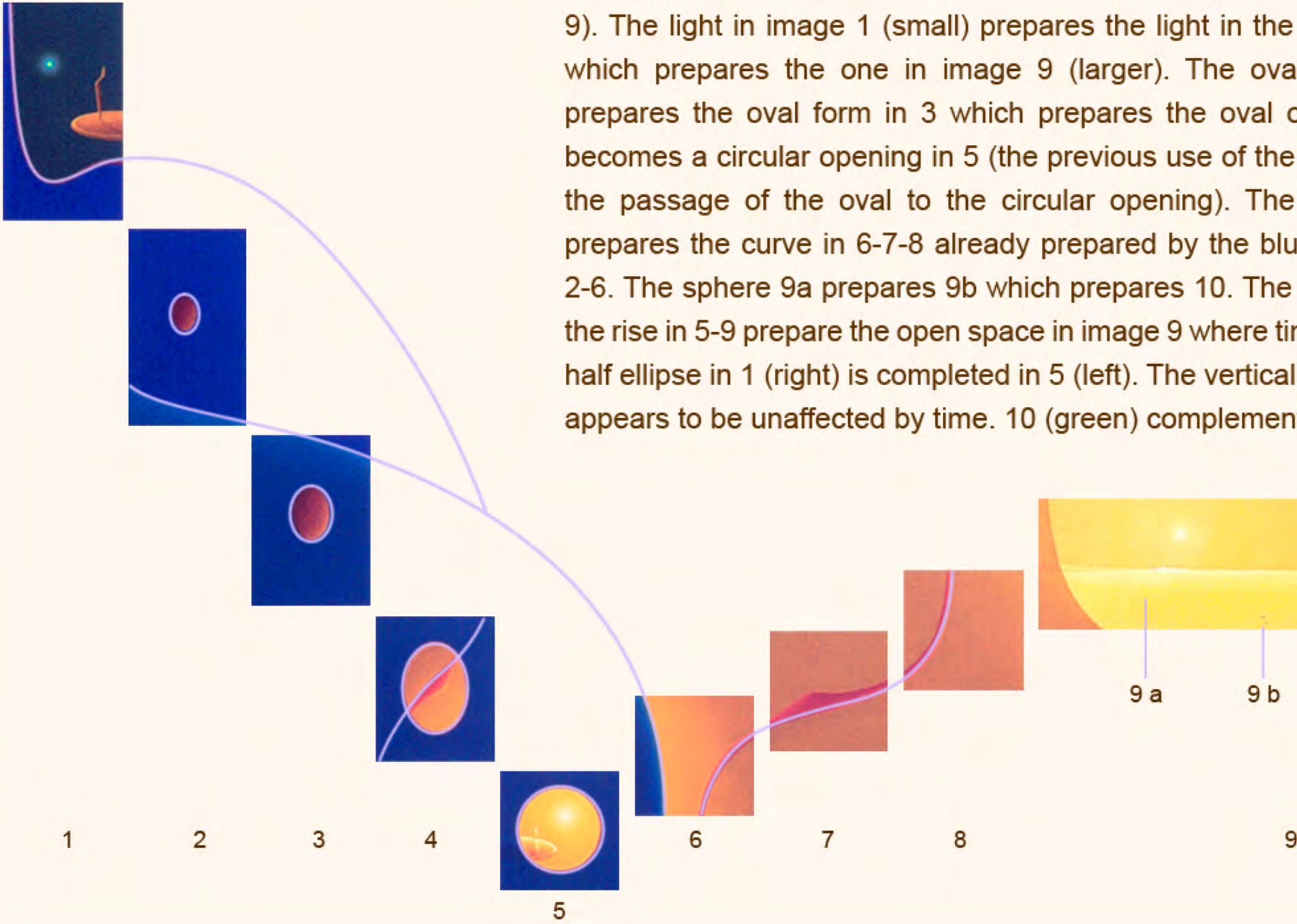

on in this image.

al rectangle (image
image 5 (medium)
l form of image 2
pening in 4 which
light also prepares
curve in image 4
e forms in 1-4 and
descent in 1-5 and
me disappears. The
forms in 1, 5 and 9
ts images 1-9, etc.



10

The colors are not the same as the
conversion to virtual. The background
similar to the one in connecting image
but slightly darker.

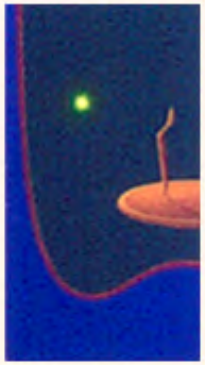

1



2



3



4



5



6

original due to the
of 1 is bleu green
14 to the left (intro),

Application of Parallel Color ©

bleu purple = 1 bottom / 2-3 top,
blue = 2 bottom / 3 to 5 / 6 left,
blue green = 1 background,
green = 10,
yellow green = 9 bottom,
yellow / yellow / ochre = background 4-8 / foreground 9,
yellow / red / brown = 1 right / 5 left / 9 right,
red = form 9, brown / red purple = curves 4, 6-8,
brown / purple = form 1 / ellipses 2, 3.
Each element complement the others to work as one.
Deduction : No competition.



7 8 9 10



1 2 3 4 5

View from above
from the foregrou
9 is not the same,
thought process
plane or to be cla

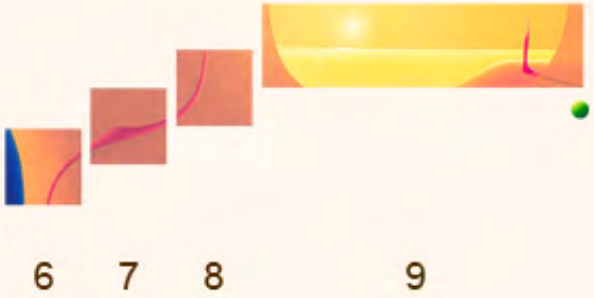

Realizing that the distance
nd 1-6 with the background
it becomes obvious that the
cannot be limited to one
ssified as static.