TRANSITION 3 (4)

ASYMMETRY

Pre requisite: Nature, unified music and Tr 3 (1, 2, 3).

The majority of the photographs were taken in the same area as Transition 3, and the more asymmetrical trees in the second part, at a higher altitude.

For more information, please view Transition and connecting images 61, 62.

©
Giguère

To be viewed on a screen (1000 pixels or more) in width.

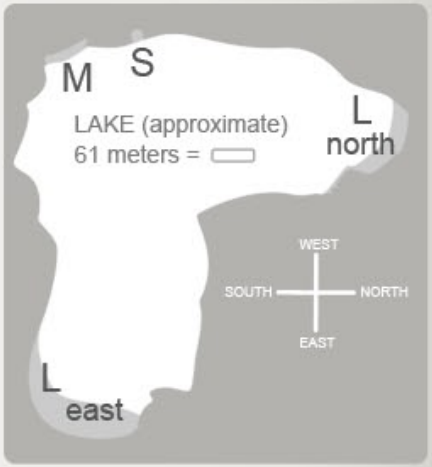













Visually speaking, the tamaracks that grow at low altitude (left images) are more asymmetrical than trees in general (images in the center). They differ according to the ground, the temperature, etc for more information on this; please seek advice from the experts in biology. From personal experience, the tamaracks at high-altitude (known as larches, right images) seem to be more asymmetrical than the others.

The very great majority of the man-made objects are symmetrical. If this is to facilitate their production, should it be the same when it comes to their visual comprehension?
Theory: The thought process, having to analyze only one on the two sides of a symmetrical object, can proceed from an object to another more quickly than with asymmetrical objects. Being mainly surrounded with **non connecting** symmetrical objects = high level of useless brain activities and very limited access to personal and or global solutions.





Above image = regular fir trees
The six following images:
1) Foreground = regular fir tree (green), middle and background = tamaracks (green).
2) Foreground = regular fir tree (green), middle ground = tamaracks (yellow/orange), background = regular fir trees (green).
3) Foreground = regular fir tree (green), middle and background = tamaracks (green and yellow/orange).
4) Foreground and middle ground = tamaracks (green and yellow/orange) and background = regular fir tree (green).
5) Middle ground = tamaracks (green and yellow/orange), background = regular fir tree (green).
6) Tamaracks (green).



The above image and the following ones: Green = regular fir tree, yellow/orange = tamaracks.





This area is partially explained in connecting image 56.



The seven images of this part are located at an altitude between 1500-2300 me
trees as larches (high altitude) instead of tamaracks (low altitude). The quali
limited, however they aim at showing exceptionally asymmetrical trees.

Having experienced the organization of the great majority of the groves of larch
in western Canada and the United States since 1986, I must admit that they pla
cation of the following discoveries: The Curve, Expansionist and Parallel Color

ters. Some people referred these
ty of the photographs (1990s) is

nes and several of the tamaracks
yed an important role in the clarifi-
©, TRANSITION…



Lines = approximate