TRANSITION 3 (3a)

The MARRIAGE of the CURVE with the almost straight line.

Pre requisite: Nature, unified music and Tr 3 (1, 2).

The use of photographs instead of handmade images (drawings or paintings) aims to prove that this Transition is real. The arrows indicate the place where the photographs were taken.

For more information, please view Transition, Curve versus straight line and connecting images 61, 62.

© Giguère

To be viewed on a screen (1000 pixels or more) in width.

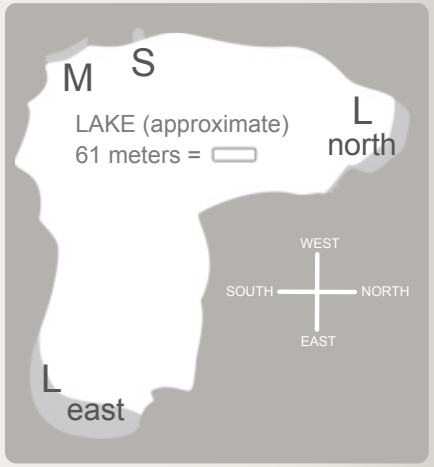

In the natural world one will not find a perfect straight line. The live species are flexible for many reasons, motion, resistance to the wind, etc. In the image to the right we can see that the weight of snow combined with the wind rounded the forms, facilitating the visual communication even more (marriage of the curve with the almost straight line).



The left diagram is an approximation that describes the thought process when analyzing the meeting of two lines or planes. The white curve reflects the meeting of the horizontal with the vertical. In the right image, the while lines reflect than in general their meeting is rarely below a 90 degree angle.

Below: Three examples that let the thought process slides from one element to another.



The above diagram is an approximation that describes what the thought process has to analyze when confronted with the meeting of two lines or forms or planes at right angle. The great majority of the man-made world reflects the straight line. We have yet to evaluate the psychological effect of this visual transition surrounded by elements that **hardly ever connect between themselves**.

Analysis of 90 degrees angles: Being unable to find any universal references = having to soften the passage from the horizontal to the vertical plane requires an indefinite number of brain activities that are lost = very limited access to personal and or global solutions. The square forms in the image to the left symbolize buildings, one of the many misunderstood natural examples when it comes to visual communication. Theory: When the straight line is accompanied by a curve, however minimal the curve is, there is more room for exploration



Above = tree connector, a tamarack
surrounded by fir trees
right image: left side (fir trees),
right side (tamaracks), left
background gradual mixture of the two.