TRANSITION 2 (3b)

WHITE to BROWN (winter to spring) or BROWN with WHITE (autumn to winter) Pre requisite: Nature, unified music, Tr 2 (intro.rtf), Tr 2 (1, 2, 3a1-2). For more information, please view Tr 3 (5, 6). The enclosed photographs are incomplete and their purpose is to document this Transition. The importance of this form of communication is still unknown.
The small arrows indicate the place where the photographs were taken.

Giguère

To be viewed on a screen (1000 pixels or more) in width.

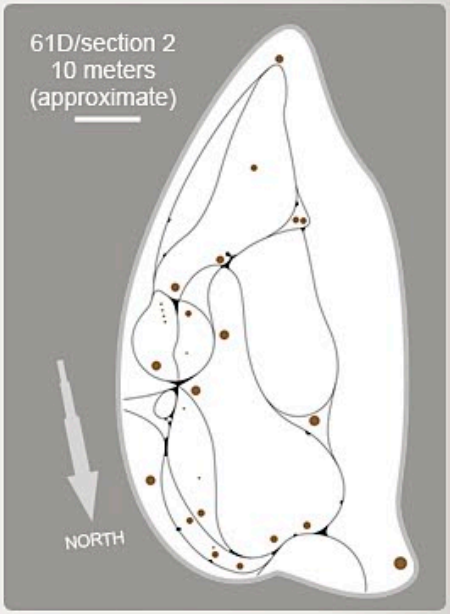





The image above and those to the right aim at demonstrating the visual connection of the natural elements between seasons. When there are colors side by side, they are always prepared in order to facilitate communication. They clearly explain that the brain needs to be surrounded by such environments in order to be able to act clearly...

The bottom image is a reminder that most of the manufactured world and its visual counterpart do not take into account the importance to prepare the transition between the forms / color / light... There is no connection between the colors = transition at 90 degrees = no communication.



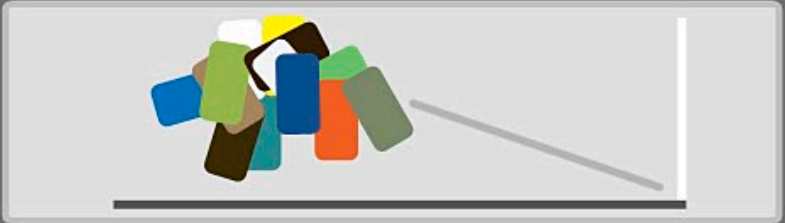



Preparation of side by side color = fluid transition.



Blends

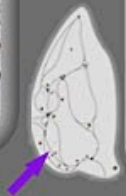





Left image: Fall (very high level of transition between the brown/white/green/grey).

Right image: Spring (very high level of transition between the brown/white/green the/grey) and the side by side brown/white is well prepared..





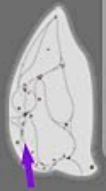

Highly organized side by side greys because they are surrounded by blends and have the same point of perspective…





Image to the left (autumn) and image to the right (winter): High level of communication between the brown/white/green the/grey ones… For more information, Please see Tr 2 (3 c, d, e, f, g).