TRANSITION 2 (2c)

Continuity of the **MARRIAGE** of the Curve with the almost straight line.

Pre requisite: Nature, unified music, Tr 2 (intro.rtf), Tr 2 (1, 2a, b).

The enclosed photographs are incomplete and their purpose is to document this Transition.

The small arrows indicate the place where the photographs were taken.

What follows aims at demonstrating other elements that support Tr 2 (2a, b): An equilateral triangle with a curve that follows the green (2008-09), a portal that complements the Curve, an exercise aimed at comparing the cerebral activities from highly connected elements with less connected ones,
and an introduction to the exceptional transition brown/green.

© Giguère

To be viewed on a screen (1000 pixels or more) in width.

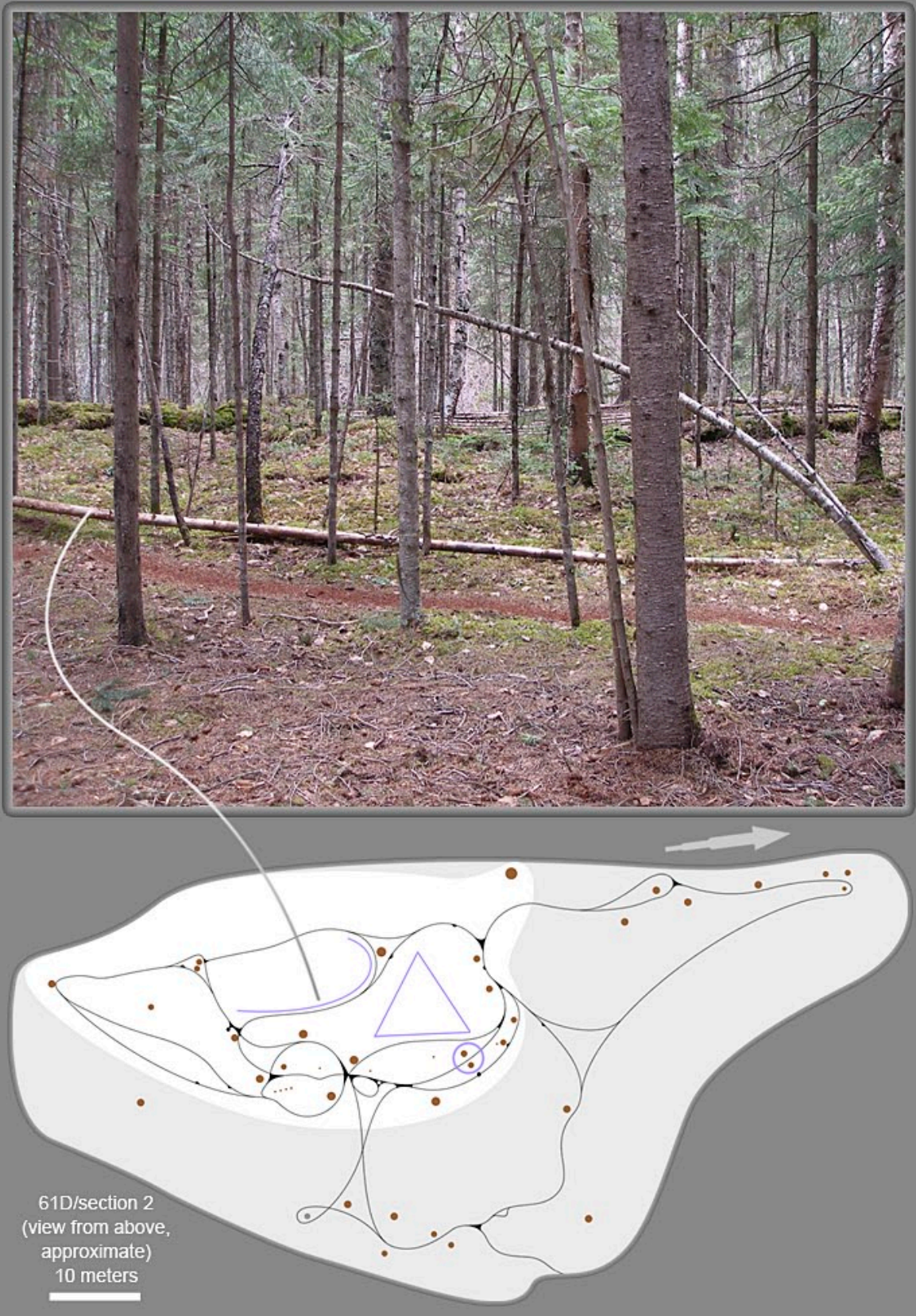





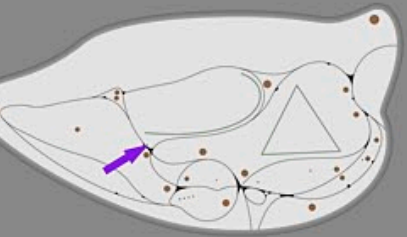

The equilateral triangle (almost straight line) was accompanied by a long Curve that separated the green from the brown on the ground in 2008-09. A reminder of the union of the **Curve** with the **almost straight line**.

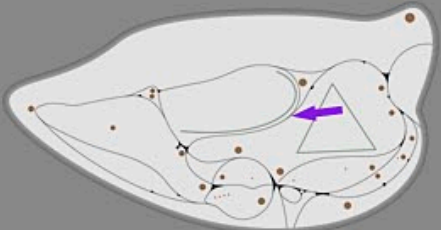



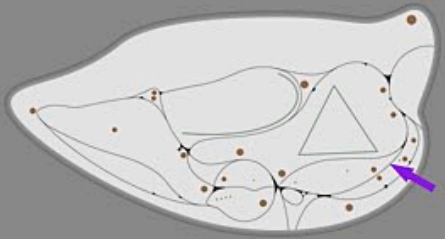



Key portal: When viewed from this angle, two parallel Curves.

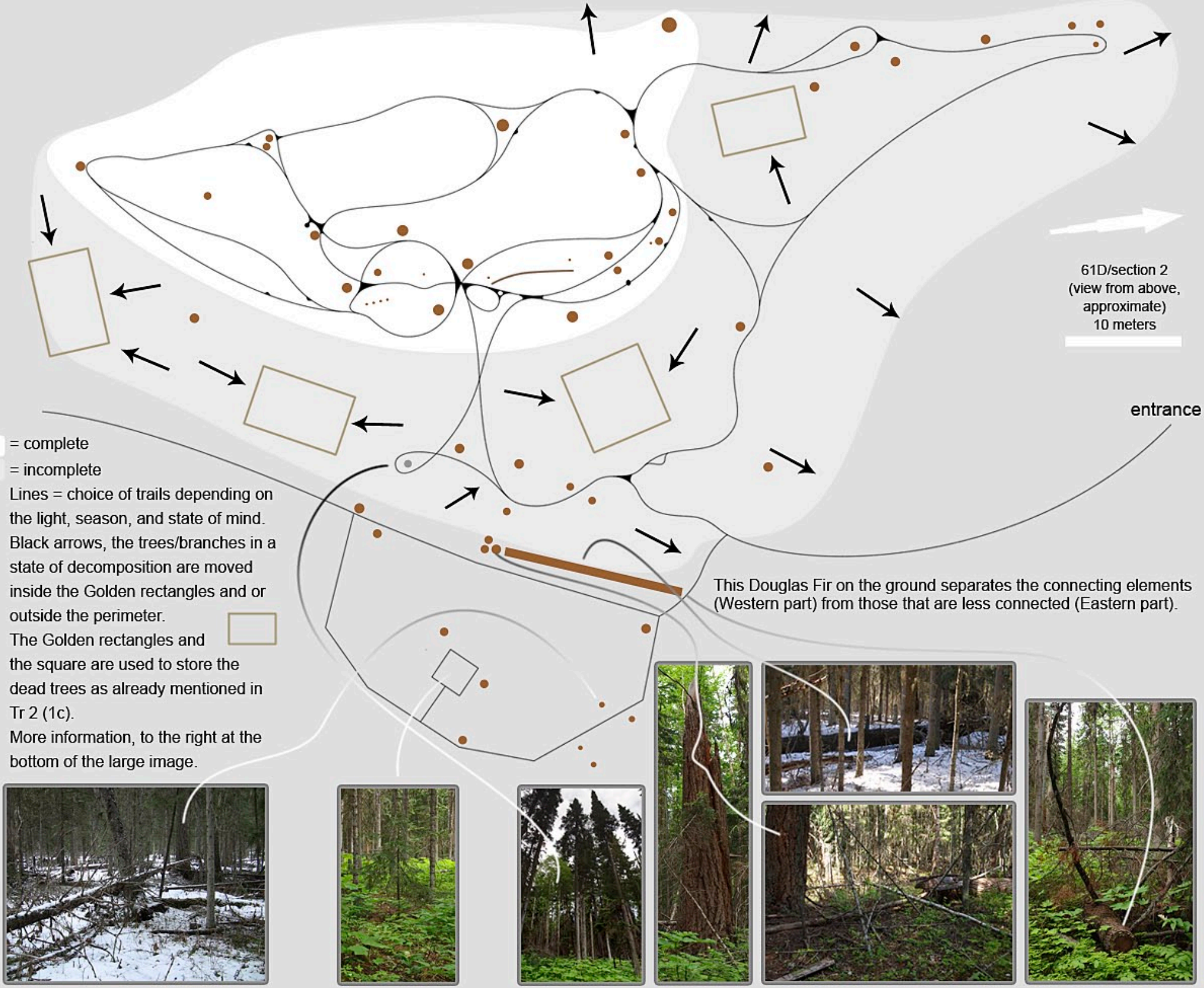

□ = complete

▨ = incomplete

Lines = choice of trails depending on the light, season, and state of mind.

Black arrows, the trees/branches in a state of decomposition are moved inside the Golden rectangles and or outside the perimeter. ▭

The Golden rectangles and the square are used to store the dead trees as already mentioned in Tr 2 (1c).

More information, to the right at the bottom of the large image.

This Douglas Fir on the ground separates the connecting elements (Western part) from those that are less connected (Eastern part).



1 2

When I walk in this forest, I often listen to the ninth symphony of Beethoven (2000 -) to eliminate the city noise in the background.
In 2007, the third movement influenced the following: The need to include reduced light in the exercise "Transition of Light".
I found this agglomeration of Douglas (reduced light) and after a few hours of separating the dead trees/branches from the live trees in the eastern part, I decided to explore the western part, and discovered this unique TRANSTION.
In 2008, came the idea to make an exercise that would compare the cerebral activities of highly connected with partially connected elements.

What follows is an example on how to verify this. A linear drawing strictly using the Curve (left/top diagram) with connecting elements versus another linear drawing made of straight lines only (the diagram on the bottom left) with reduced connected elements.

Partially cleaned in 2007.

3



4

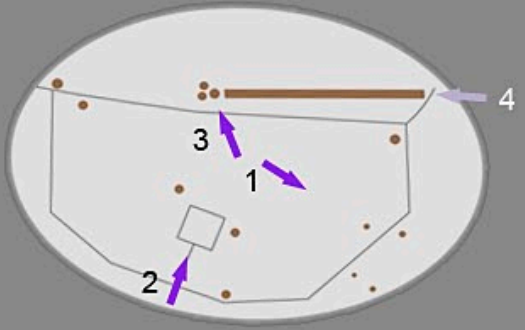

The Douglas Fir that broke during a storm dividing this agglomeration of Douglas into two parts.

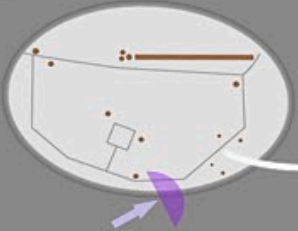

The trail was partially done in 2007.

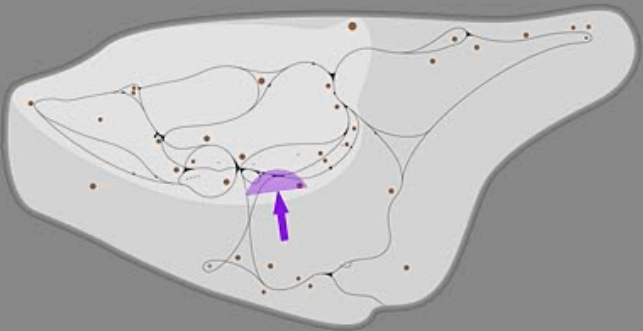





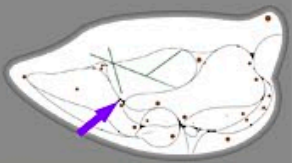

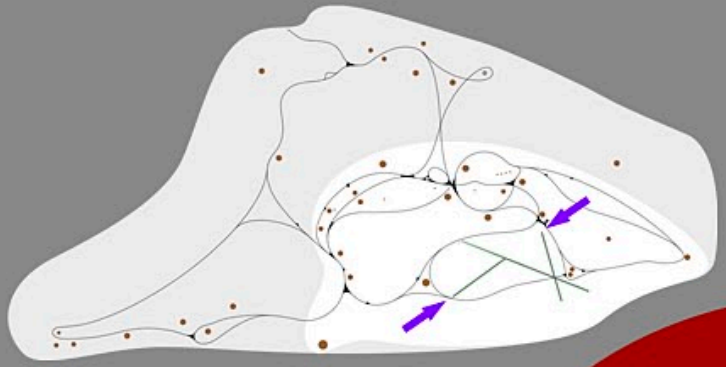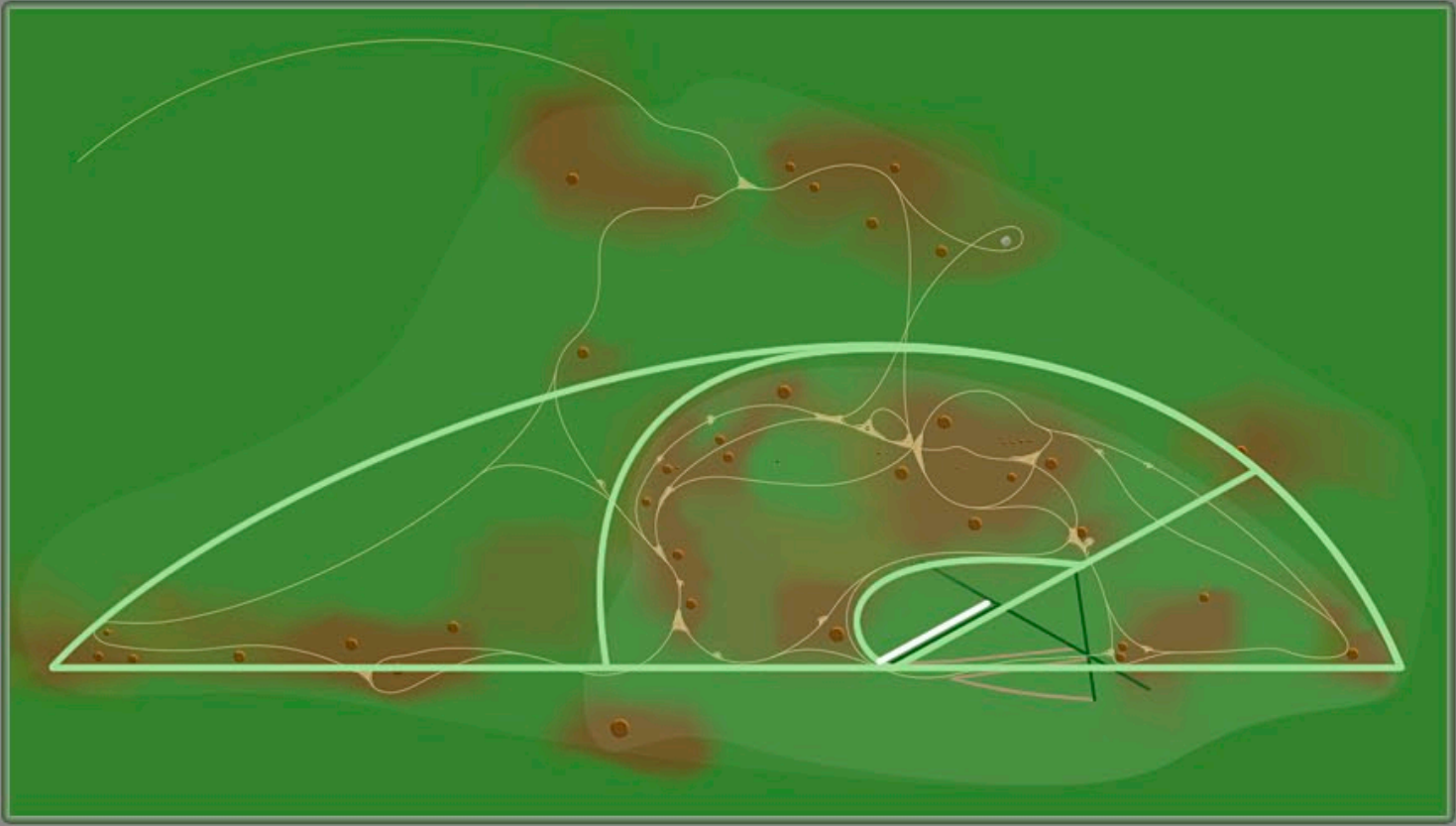Left image and the diagram to the right: With the removal of the elements in a state of disintegration we obtain an exceptional TRANSITON brown / green.
For more information, please see Tr 2 (3a…).
Above images, left and right: There is a fallen Douglas covered with moss, where the green prevails. It points 168 degrees south/east. It is used as a demarcation for the dead trees that are horizontally parallel north / south with the **almost straight line** side by side with the **Curve** (manufactured world /universe). For more information, please see Tr 2 (2d, E, F, G, 3 and 4).