TRANSITION 2 (1d)

Continuity of SMALL / MEDIUM / LARGE.

Pre requisite: Nature, unified music and Tr 2 (1a, b, c).

The small arrows indicate the place where the photographs were taken.

In addition to the aligned five large trees / the aligned dead tree (birch) on the ground / the horizontally aligned dead trees on the ground / the aligned trees 2 to 1 / and the horizontal Golden triangle with the alignment of the 7 trees medium / large, the physical EXERCISE plays a very important part in the comprehension of this transition from small/average/large as explained in the following images.

© Giguère

To be viewed on a screen (1000 pixels or more) in width.

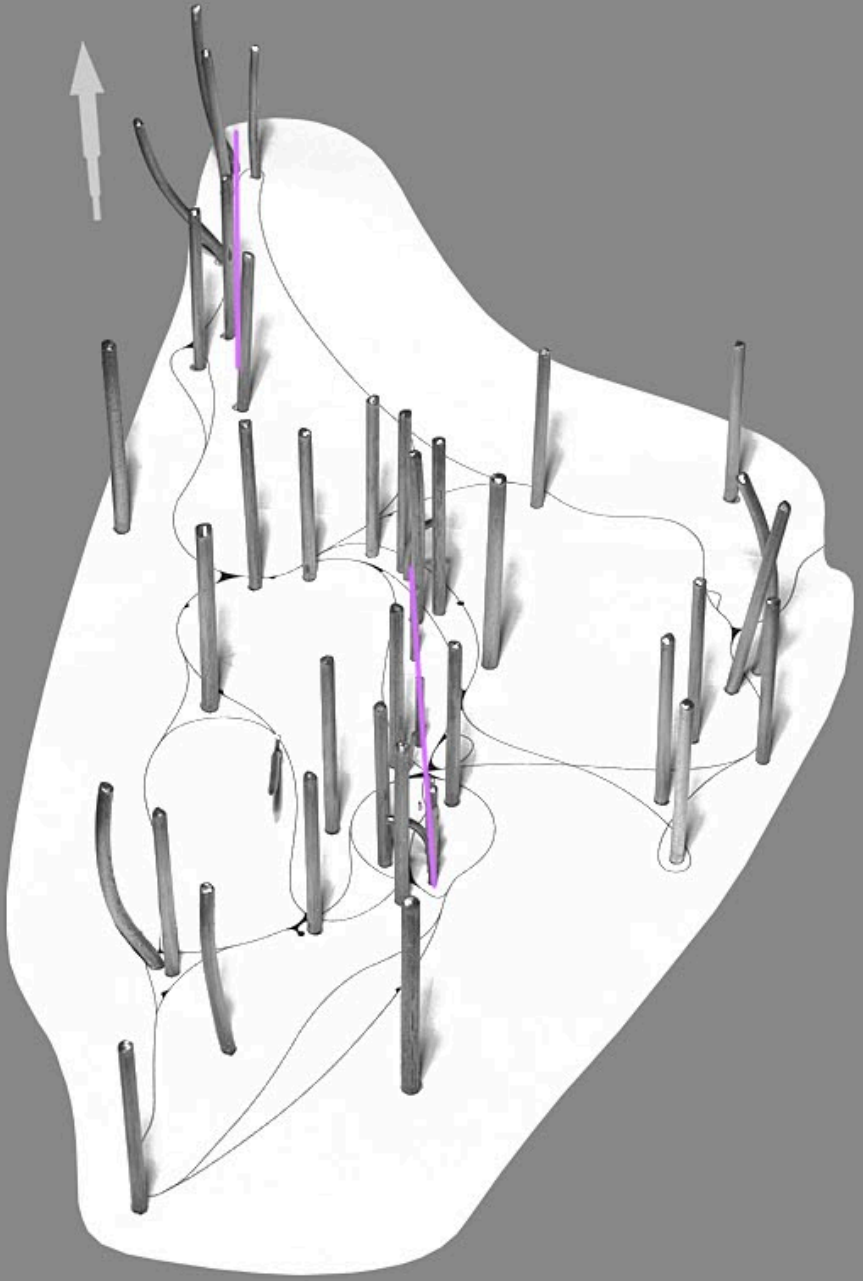



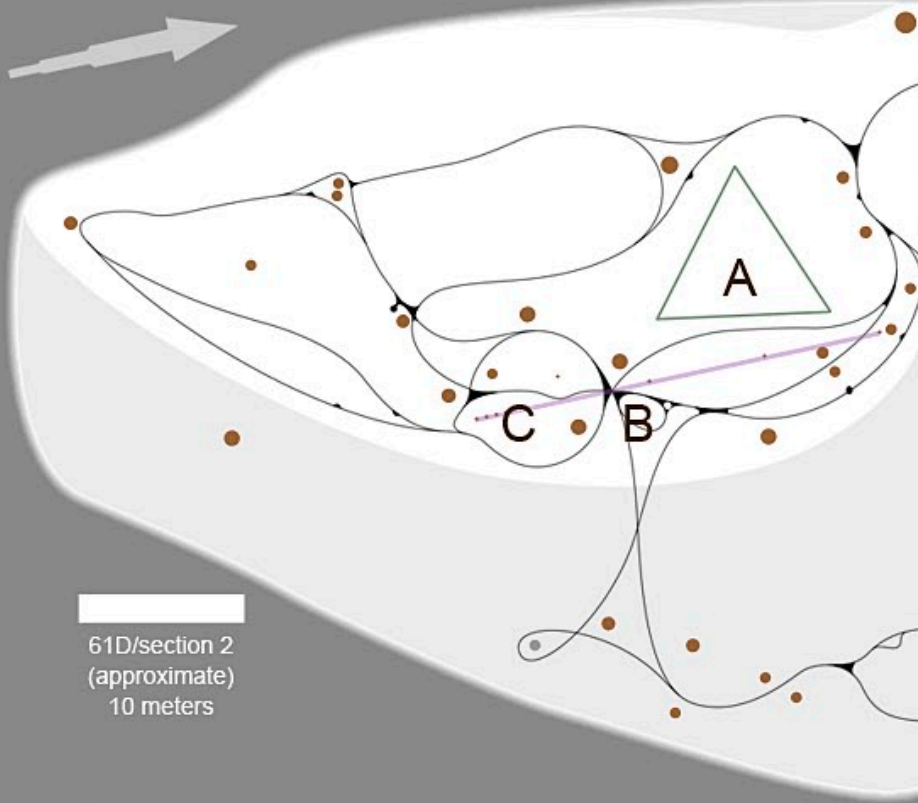

The diagrams are APPROXIMATE.

A) The alignment of an equilateral triangle with the small fir tr
mation, please view ENC 61 D (3a).

B) This exercise includes three 360 degrees analysis: A smal
nected to an oval and to an almost circle (larger), For more ir
view ENC 61 D (3b).

C) The curvature of the trail in the center of the almost circle
small fir tree that is equal to its surrounding largest trees and
the curvature of two of the large trees. For more information,
(2).

The combination of the alignment of the 7 trees medium / lar
exercise not only elaborates a fluid transition for the oppositio
small pine tree to the total surrounding, but also introduces th
oppositions of the small triangle opposed to the large hidden
ture of the trail at the center (pointing to the east) with the cu
trees (pointing west).

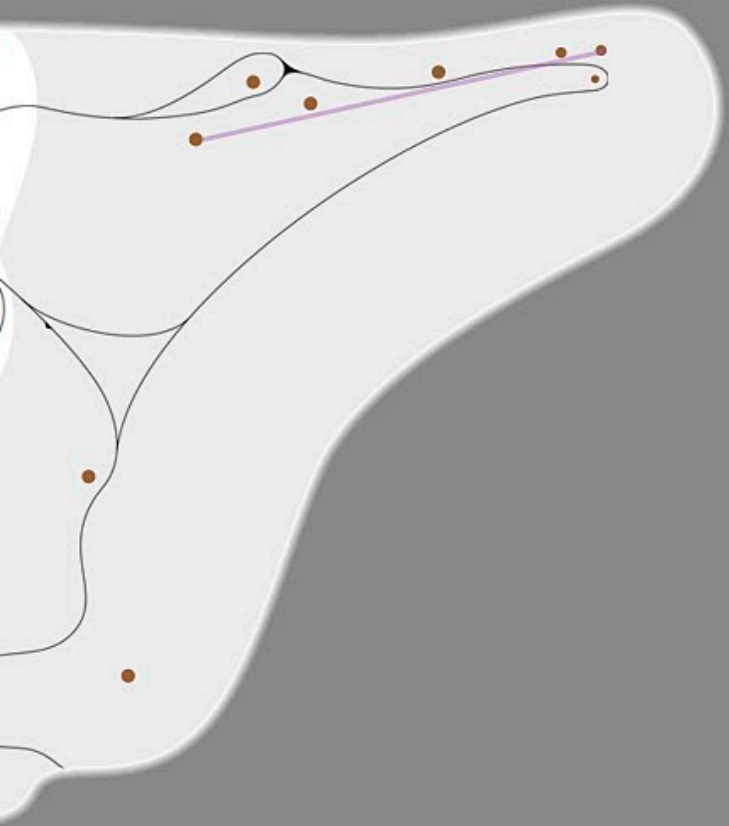

ree, For more infor-

l circle that is con-
nformation, please

is a precursor to the
is connected with
please view Tr 2

ge as well as the
on of the tiny and
he following: The
one and the curva-
rvatures of two



3
2
1
in
Tr2 (1a)



The tiny tree is contained by an equilateral triangle (3 sides) pointing in opposite direction with the large one, another preparation to the transition from small / large. The small fir tree is surrounded by 7 pieces of wood, because of the seven trees in each part (east, south, west, north). Possibility for the rule of three and seven… The pieces of wood forming the large equilateral triangle were removed in 2009 because the linear triangle was interfering with the transition brown / green, especially on the ground, etc. To be viewed in the right image and some that follow.







When the small fir tree is illuminated, the transition from large (several trees) to small (tiny and small tree) becomes very obvious when seen from the northern side of the triangle.







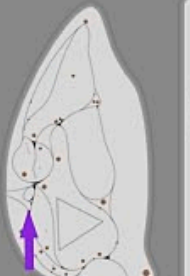



The exercise consists with not only of
among connecting forms small / mediu
of experiencing the progression of the
the medium oval and to the largest on
analysis of the environment from ever

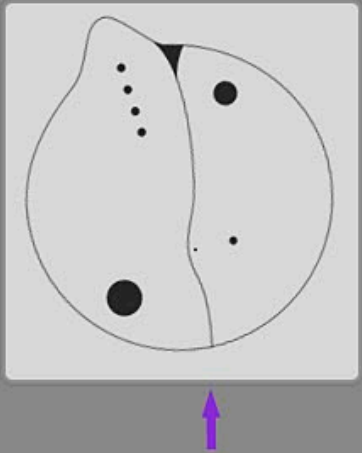

walking
um / large but
small circle to
e (progessive
y angle), etc





The trail was designed as if the diameter of the small tree wer
of the curvatures in the higher part of two of the large trees: In
curvature and much larger than the previous one near the top
line tree and the curve one. The trail (curve towards the east)

e equal to the large trees (left and above images). This happened before the appearance of the tiny tree and the realization
n the tree directly in front of the curvature in the trail, there is a curvature pointing in the opposite direction. There is another
of another tree further south (central image/right). It also points west and directly towards the meeting between the straight
is complementary to the curvatures of the two large trees pointing west. For more information, please view Tr2 (2).

TRANSITION FROM VERY SM
LARGE

The volume is approximate and ca
to the trunks of the trees:

1- The tiny tree (0.2 cm in diameter
cm square X 3.1416 = 0.031416 X
0.94248 cubic centimeters.
2- the small tree (2 cm in diameter
cm square X 3.1416 = 3.1416 X 1
424.116 cubic centimeters.
3- one of Douglas (100 cm in diam
high): 50 cm square X 3.1416 = 78
= 29,845,200 cubic centimeters.
4- the completed space: 30 X 57.6
60,480,000,000 cubic centimeters.
60,480,000,000/5301.45 = 1**1,408,**
the passage of the tiny tree to
completed space (2011).
5- the total space: 50.34 X 100.64
high = 177,317,616,000 cubic cent
177317616000/5301.45 = 3
3,447,003.37 times the passage
of the tiny tree to total space.

This exercise (walk) demonstrates
ing environment without the use of
pens...to eventually free ourselves
world, or almost static thinking. The
in understanding that very small / s
the total space, because of the prep
elements, already explained in the
of Escher, La Tour… Theory: The c
very high level of recognizable sen
seek and find personal and univers

The voyage inside the sphere

For more information, please view

MALL TO VERY

lculated according

r by 3 cm high): 0,1
30 cm high =

by 135 cm high): 1
35 cm high =

eter by 3800 cm
354 X 3800 cm high

by 35 m high =

199.64 times

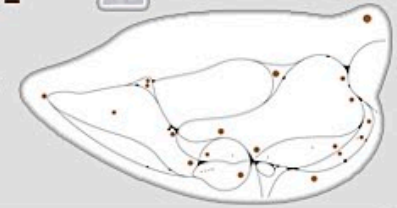

by 35 m
imeters.

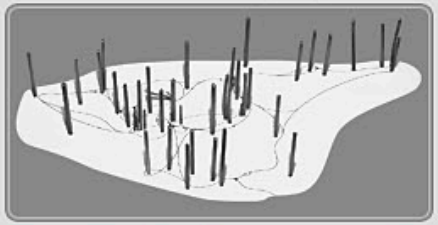

how we can learn how to live in a connect-
pencils, brushes, musical instruments,
from the conditioning of the manufactured
repetition of this pleasing exercise helps
mall / medium / large are as important as
pared passage between the various
music of Bach, Beethoven, or the images
onnecting elements of a unified sphere = a
sory information = trigerring the mind to
al solutions…

(Transition 2) is exceptionally rare.

Tr2 (1e-g, 2, 3, and 4).



view of the sphere (approximate)

It is not recommended to reproduce this exercise into a virtual 2 D or 3D animation without having experiencing it live, and frequently. Repeating this exercise in order to become familiarized with its information is very important. Nature is a laboratory of information which contains an infinite quantity of invaluable information.