TRANSITION 2 (1c)

Continuity of SMALL / MEDIUM / LARGE.
Pre requisite: Nature, unified music and Tr 2 (1a, b).
The small arrows indicate the place where the photographs were taken.

MEDIUM



7 trees (quantity)
358 degrees (north west)
31.25 meters (length)
1 CURVED tree, 3 straight line (trees)

LARGE

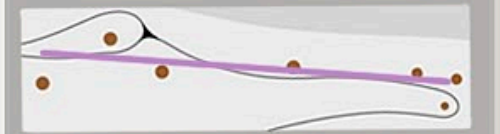

7 trees (quantity)
5 degrees (north east)
32.2 meters (distance)
3 curved trees, 1 STRAIGHT LINE tree

The following demonstrates more elements that support the almost parallel alignment MEDIUM (358 degrees - north west) LARGE (5 degrees - north east).

© Giguère

To be viewed on a screen (1000 pixels or more) in width.

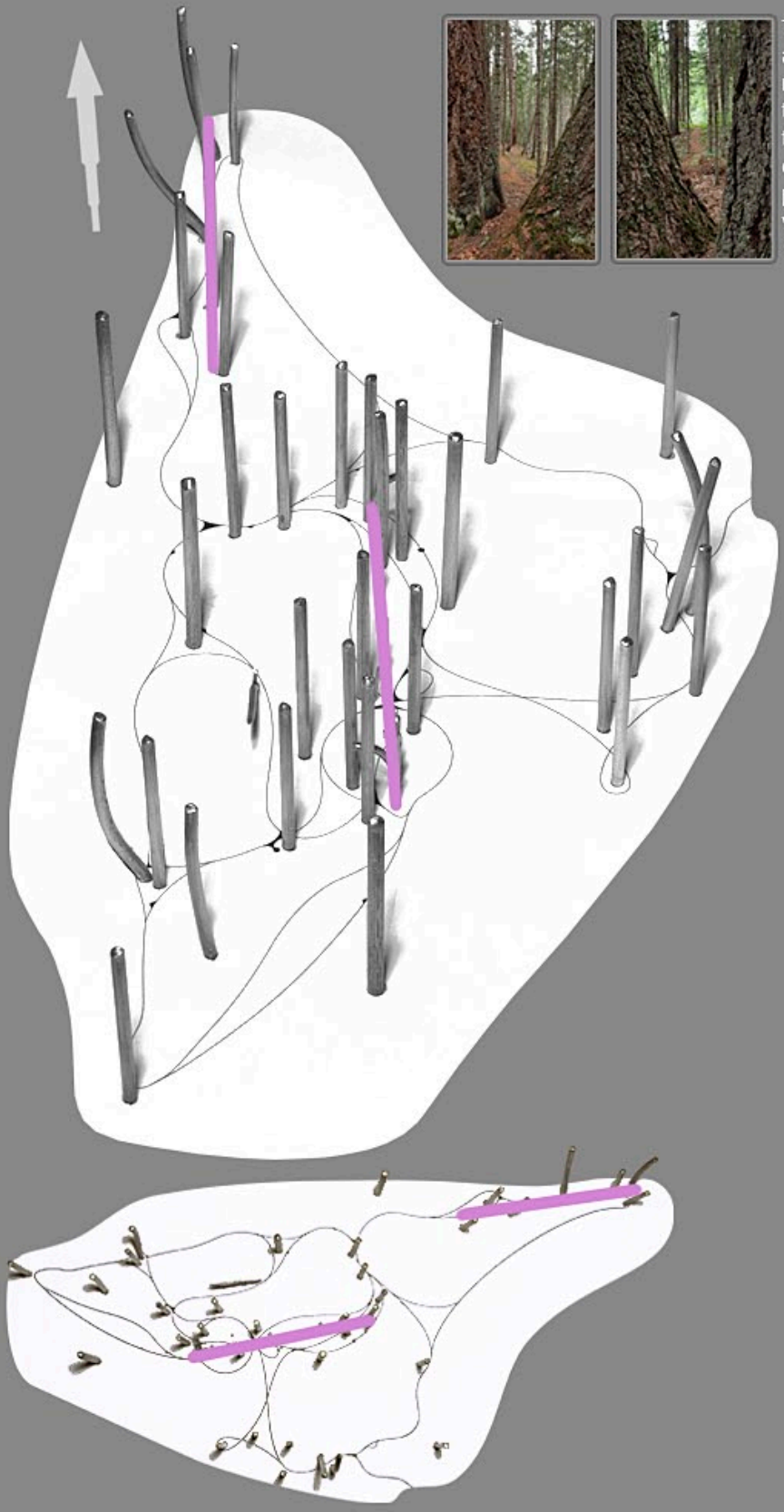

The length of C and D is almost the same = a reminder of the sides of the horizontal Golden triangle in the exercise, please view 1f.

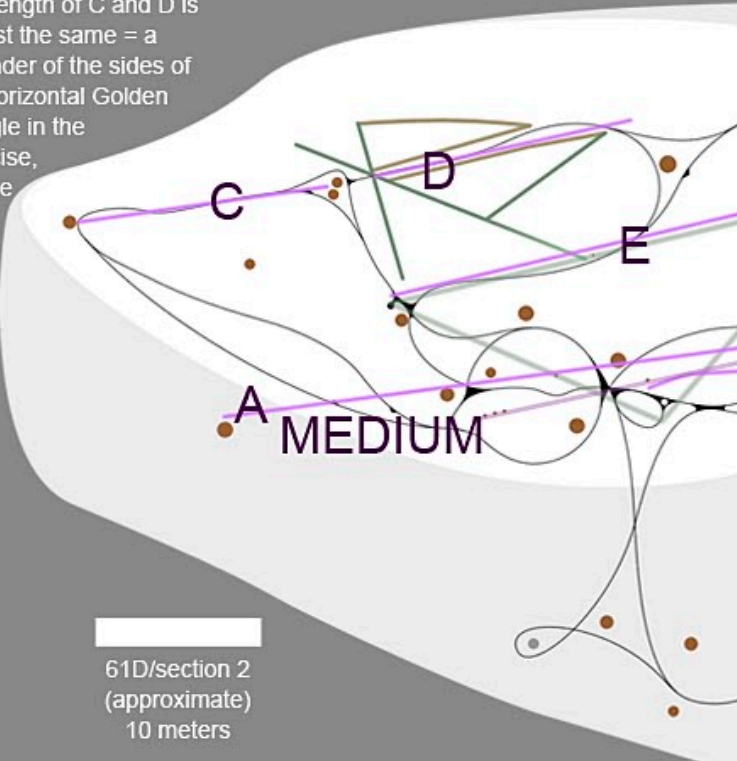

61D/section 2
(approximate)
10 meters

The diagrams are APPROXIMATE.
A) The alignment of five large trees = 7 degrees (nor
ment is almost parallel with the 7 trees MEDIUM / LA

B) The dead tree (birch) on the ground in the wester
(north east) is almost parallel to the 7 trees MEDIUM

C) The alignment of trees 2 to 1 in the southern part
east) approaches the 7 trees MEDIUM / LARGE.

D) The degree of the dead aligned trees (parallel on
western part = 350 degrees (north west) was unplan
were aligned before the discovery of the main alignm
LARGE). They are horizontally parallel and the exerc
parallel to the 7 trees MEDIUM / LARGE.

E) The side (Ø) of the horizontal Golden triangle = 5
east), is the same one as the 7 LARGE trees.
For more information, please view ENC 61 D (3a).

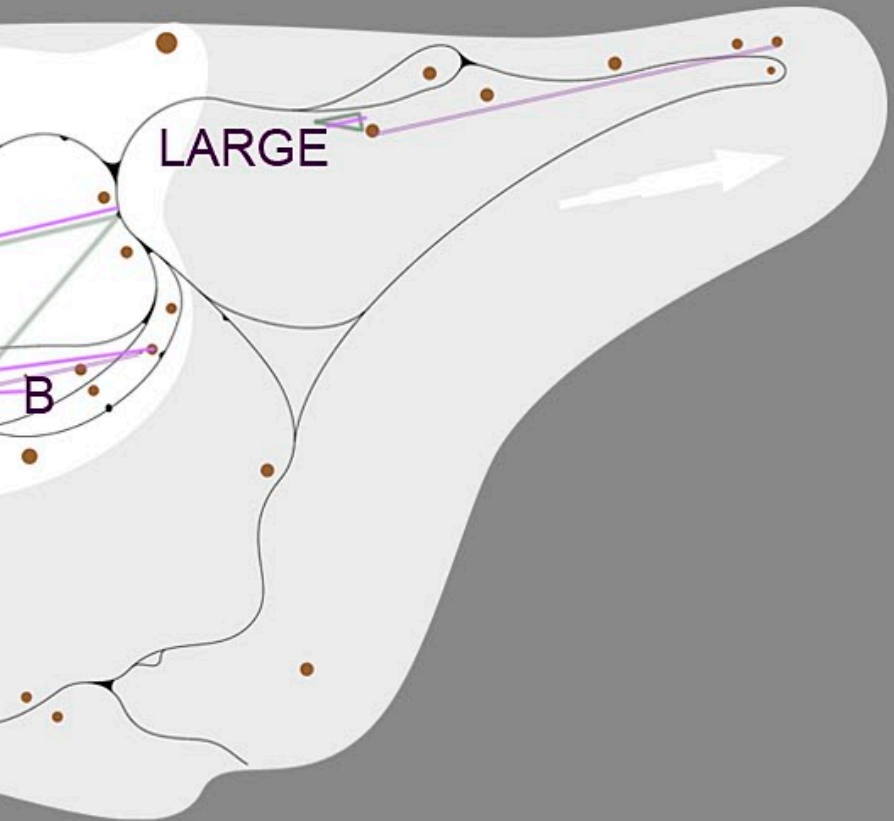

rth east). This align-
ARGE.

n part = 5 degrees
1 / LARGE.

= 11 degrees (north

the ground) in the
ned. These trees
hent (MEDIUM /
cise are almost

degrees (north

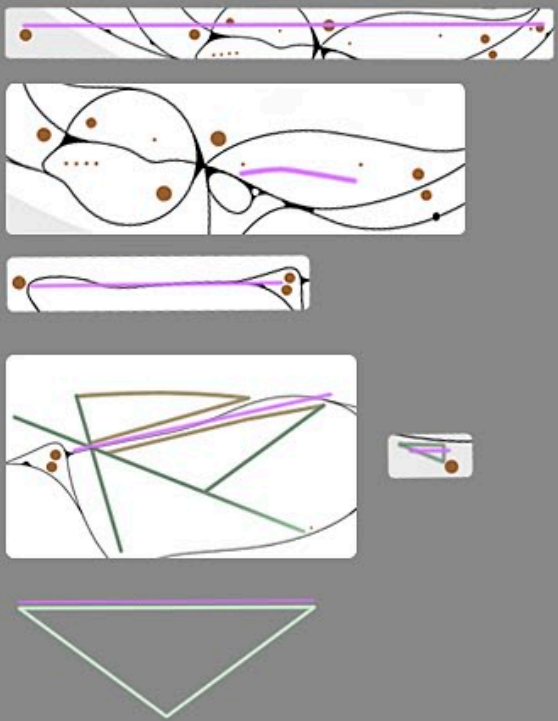

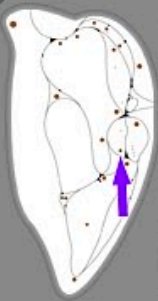



The dead tree (birch) on the ground was not removed in 2007 because of the attached vegetation and is a supporting part of the key alignment of the 7 trees MEDIUM / LARGE (2010).

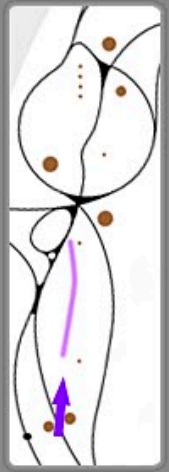



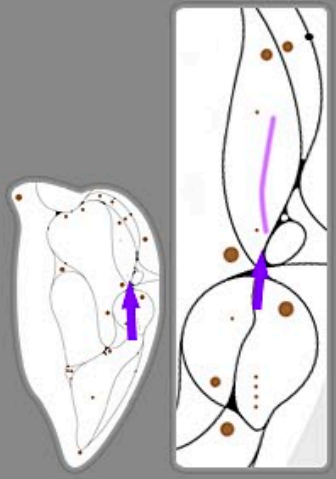



The alignment of the trees 2 to 1 of the southern part. For more information, please view Tr 2 (2).

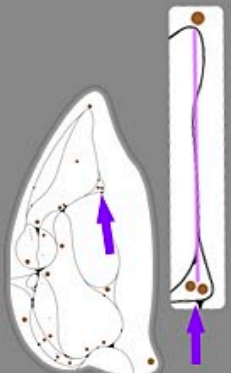

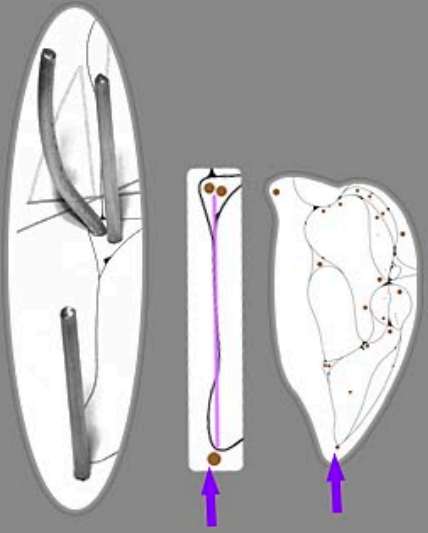



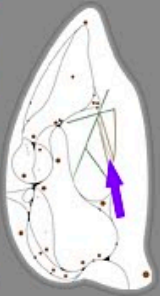

For the left image: Explanations furth
trees/branches leaning against the ot
below it (right side) we find that the th
= high level of cerebral activities. For

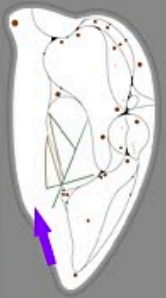

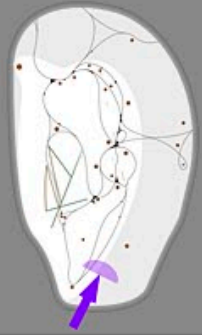

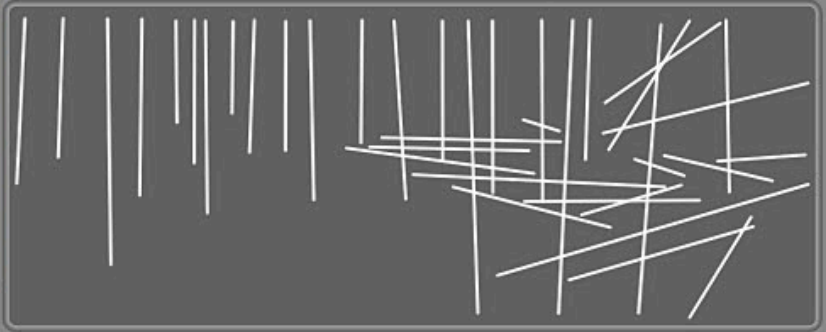

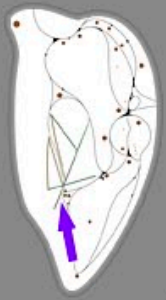



ner to the right. In the above images, unlike the live trees (vertically parallel) the fallen
thers and on the ground are not parallel to one another. Looking at the top left and the image
hought process is busy trying to find a non exiting connection between these non parallel lines
more information, please see connecting image 61 D (before & after) and COM 55.

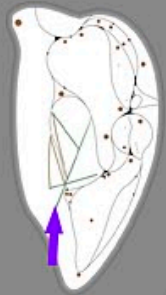







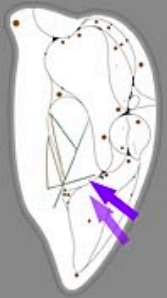



The dead trees are parallel to one another, reducing cerebral activities. When the brain analyses one, it analyze them all at once. Each one, combined with the others, creates a bond with the other parallel elements including the 7 trees MEDIUM / LARGE.
The trees that grow in that area are mainly conifers (opacity = needles) with some birches (transparency = leaves). The dead birches are inside the X. For more information, please view TR 2 (2). The walking trail (exercise) is almost parallel with the 7 trees MEDIUM / LARGE, although this was unplanned.







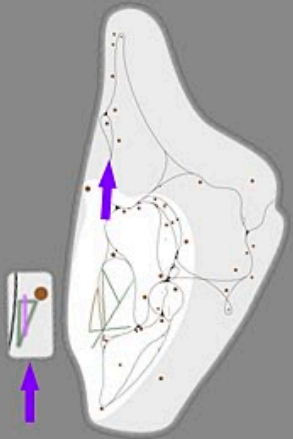

Images to t
are aligned

Images to t
The side Ø
parallel to t
(5 degrees
please view

he left: The few dead trees on the ground
with the large trees of the northern part.

he right:
of the horizontal Golden triangle is
he 7 large trees of the northern part
North East). For more information,
Tr2 (1d-g, 2, 3, and 4).